



Lannie Chapman
Salt Lake County Clerk



Nikila Venugopal
Chief Deputy Clerk

November 19, 2024


SALT LAKE COUNTY BOARD OF CANVASSERS
2001 SOUTH STATE STREET
SALT LAKE CITY, UTAH 84190

HONORABLE BOARD MEMBERS:

The OFFICIAL CANVASS OF VOTES for the NOVEMBER 5, 2024 GENERAL ELECTION, convened in the Council Chambers of the Salt Lake County Government Center, on NOVEMBER 19, 2024. The results were presented to the Board for certification.


The Board of Canvassers consisting of the following members hereby accept the official results:


ARLYN BRADSHAW



DAVE ALVORD


CHRIS STAVROS


ANN GRANATO


K. WAYNE CUSHING


DEA THEODORE


LAURIE STRINGHAM


SUZANNE HARRISON


JIM BRADLEY

I, LANNIE CHAPMAN, COUNTY CLERK IN AND FOR THE COUNTY OF SALT LAKE, STATE OF UTAH, DO HEREBY CERTIFY THAT THE ATTACHED REPORT IS A TRUE AND CORRECT COPY OF THE FINAL TABULATION OF VOTES FOR THE ELECTION HELD IN SALT LAKE COUNTY ON TUESDAY, NOVEMBER 5, 2024.

IN ACCORDANCE WITH 20A-3a-404, I, LANNIE CHAPMAN, CERTIFY THAT THIS ELECTION COMPLIED WITH ALL RULES REGARDING BALLOT SECURITY AND THAT THE VOTER REGISTRATION DATABASE WAS MAINTAINED IN ACCORDANCE WITH FEDERAL AND STATE LAWS AND RULES.


LANNIE CHAPMAN
Salt Lake County Clerk

FINAL OFFICIAL ELECTION RESULTS 2024 GENERAL ELECTION NOVEMBER 5, 2024

Salt Lake County, Utah

DATE: 11-19-2024

Vote by Mail and In Person

Voters Cast: 521,789 of 614,757 (84.88%)

U.S. PRESIDENT (Vote for 1)

	Total	
Times Cast	521,789 / 614,757	84.88%

Candidate	Party	Total	
KAMALA D. HARRIS / TIM WALZ	(DEM)	273,658	53.70%
DONALD J. TRUMP / JD VANCE	(REP)	221,555	43.47%
CHASE OLIVER / MIKE TER MAAT	(LIB)	5,260	1.03%
JILL STEIN / RUDOLPH WARE	(GRN)	3,581	0.70%
JOEL SKOUSEN / RIK COMBS	(CON)	2,090	0.41%
CLAUDIA DE LA CRUZ / KARINA ALEXANDRA GARCIA	(UNA)	1,437	0.28%
LUCIFER "JUSTIN CASE" EVERYLOVE	(UNA)	990	0.19%
CORNEL RONALD WEST / MELINA ABDULLAH	(UNA)	921	0.18%
Write-in		146	0.03%
Total Votes		509,638	

		Total	
PETER SONSKI / LAUREN MICHELLE ONAK	WRITE-IN	129	0.03%
JAY J BOWMAN / DE D. BOWMAN	WRITE-IN	15	0.00%
STEVE M. JOHNSON	WRITE-IN	1	0.00%
BUDDIE ARDEN WILKERSON	WRITE-IN	0	0.00%
ANDRE RAMON MC NEIL	WRITE-IN	0	0.00%
FUTURE MADAM POTUS	WRITE-IN	0	0.00%
SHONDRA YEVETTE IRVING	WRITE-IN	0	0.00%

U.S. SENATE (Vote for 1)

		Total	
Times Cast		521,789 / 614,757	84.88%

Candidate	Party	Total	
JOHN CURTIS	(REP)	238,607	48.16%
CAROLINE GLEICH	(DEM)	237,322	47.90%
CARLTON E. BOWEN	(IAP)	19,410	3.92%
Write-in		114	0.02%
Total Votes		495,453	

		Total	
LAIRD FETZER HAMBLIN	WRITE-IN	113	0.02%

U.S. HOUSE DISTRICT 1 (Vote for 1)

		Total	
Times Cast		46,756 / 52,660	88.79%

Candidate	Party	Total	
BILL CAMPBELL	(DEM)	29,469	67.22%
BLAKE D. MOORE	(REP)	12,957	29.56%
DANIEL R. COTTAM	(LIB)	1,412	3.22%
Total Votes		43,838	

U.S. HOUSE DISTRICT 2 (Vote for 1)

		Total	
Times Cast		113,880 / 138,749	82.08%

Candidate	Party	Total	
NATHANIEL E WOODWARD	(DEM)	67,264	62.39%
CELESTE MALOY	(REP)	35,341	32.78%
CASSIE EASLEY	(CON)	3,728	3.46%
TYLER MURSET	(UNA)	1,478	1.37%
Total Votes		107,811	

U.S. HOUSE DISTRICT 3 (Vote for 1)

		Total	
Times Cast		136,942 / 156,940	87.26%

Candidate	Party	Total	
MIKE KENNEDY	(REP)	65,963	51.82%
GLENN J. WRIGHT	(DEM)	61,322	48.18%
Total Votes		127,285	

U.S. HOUSE DISTRICT 4 (Vote for 1)

		Total	
Times Cast		224,211 / 266,408	84.16%
Candidate	Party	Total	
BURGESS OWENS	(REP)	116,787	55.14%
KATRINA FALICK-WANG	(DEM)	82,515	38.96%
VAUGHN R COOK	(UUP)	9,158	4.32%
M. EVAN BULLARD	(UNA)	3,354	1.58%
Total Votes		211,814	

GOVERNOR (Vote for 1)

		Total	
Times Cast		521,756 / 614,719	84.88%
Candidate	Party	Total	
SPENCER J. COX / DEIDRE M. HENDERSON	(REP)	222,608	44.07%
BRIAN SMITH KING / REBEKAH CUMMINGS	(DEM)	220,368	43.63%
J. ROBERT LATHAM / BARRY EVAN SHORT	(LIB)	13,233	2.62%
TOMMY WILLIAMS / ARCHIE A. WILLIAMS III	(IAP)	7,343	1.45%
TOM TOMENY / WILLIAM LANSING TAYLOR	(UNA)	1,306	0.26%
Write-in		40,278	7.97%
Total Votes		505,069	
		Total	
PHIL LYMAN / NATALIE CLAWSON	WRITE-IN	40,035	7.93%
CHARLIE TAUTUAA / SYLVIA MIERA FISK	WRITE-IN	175	0.03%

ATTORNEY GENERAL (Vote for 1)

		Total	
Times Cast		521,756 / 614,719	84.88%
Candidate	Party	Total	
DEREK BROWN	(REP)	215,066	43.53%
RUDY J BAUTISTA	(DEM)	205,331	41.56%
MICHELLE QUIST	(UUP)	42,077	8.52%
W. ANDREW MCCULLOUGH	(LIB)	19,573	3.96%
AUSTIN HEPWORTH	(UNA)	12,050	2.44%
Total Votes		494,097	

STATE AUDITOR (Vote for 1)

		Total	
Times Cast		521,756 / 614,719	84.88%
Candidate	Party	Total	
TINA CANNON	(REP)	237,159	48.88%
CATHERINE VOUTAZ	(DEM)	227,970	46.99%
JEFFREY L. OSTLER	(CON)	20,057	4.13%
Total Votes		485,186	

STATE TREASURER (Vote for 1)

		Total	
Times Cast		521,756 / 614,719	84.88%
Candidate	Party	Total	
MARLO M. OAKS	(REP)	241,260	49.93%
NEIL A HANSEN	(DEM)	216,646	44.84%
MILES POMEROY	(UFP)	25,284	5.23%
Total Votes		483,190	

STATE SENATE DISTRICT 8 (Vote for 1)

		Total	
Times Cast		10,413 / 11,836	87.98%
Candidate	Party	Total	
AARON WILEY	(DEM)	6,084	61.00%
TODD WEILER	(REP)	1,886	18.91%
ALISA COX VAN LANGEVELD	(UNA)	1,840	18.45%
LAREN C LIVINGSTON	(CON)	163	1.63%
Total Votes		9,973	

STATE SENATE DISTRICT 10 (Vote for 1)

		Total	
Times Cast		30,625 / 39,616	77.30%
Candidate	Party	Total	
LUZ ESCAMILLA	(DEM)	16,504	56.54%
KYLE W. ERB	(REP)	12,688	43.46%
Total Votes		29,192	

STATE SENATE DISTRICT 12 (Vote for 1)

		Total	
Times Cast		34,137 / 43,215	78.99%
Candidate	Party	Total	
KAREN KWAN	(DEM)	18,424	56.47%
JUDY WEEKS-ROHNER	(REP)	14,201	43.53%
Total Votes		32,625	

STATE SENATE DISTRICT 15 (Vote for 1)

		Total	
Times Cast		50,360 / 58,721	85.76%
Candidate	Party	Total	
KATHLEEN ANN RIEBE	(DEM)	27,103	57.04%
SCOTT CUTHBERTSON	(REP)	20,414	42.96%
Total Votes		47,517	

STATE SENATE DISTRICT 16 (Vote for 1)

		Total	
Times Cast		47,431 / 56,824	83.47%
Candidate	Party	Total	
WAYNE A HARPER	(REP)	24,923	57.47%
MONNICA MANUEL	(UNA)	18,447	42.53%
Total Votes		43,370	

STATE SENATE DISTRICT 17 (Vote for 1)

		Total	
Times Cast		58,926 / 68,652	85.83%
Candidate	Party	Total	
LINCOLN FILLMORE	(REP)	34,072	63.89%
PAMELA BLOOM	(UNA)	19,259	36.11%
Total Votes		53,331	

STATE SENATE DISTRICT 22 (Vote for 1)

		Total	
Times Cast		4,862 / 5,641	86.19%
Candidate	Party	Total	
HEIDI BALDERREE	(REP)	3,315	100.00%
Total Votes		3,315	

STATE HOUSE DISTRICT 21 (Vote for 1)

		Total	
Times Cast		13,088 / 16,561	79.03%
Candidate	Party	Total	
SANDRA HOLLINS	(DEM)	8,818	71.42%
DAVID C. ATKIN	(REP)	3,529	28.58%
Total Votes		12,347	

STATE HOUSE DISTRICT 22 (Vote for 1)

		Total	
Times Cast		21,247 / 23,986	88.58%
Candidate	Party	Total	
JENNIFER L. DAILEY-PROVOST	(DEM)	15,886	79.56%
STEVE HARMSSEN	(REP)	4,082	20.44%
Total Votes		19,968	

STATE HOUSE DISTRICT 23 (Vote for 1)

		Total	
Times Cast		24,935 / 27,612	90.30%
Candidate	Party	Total	
HOANG NGUYEN	(DEM)	16,967	71.43%
M. SCOTT ROMNEY	(REP)	6,338	26.68%
CABOT WM. NELSON	(UUP)	449	1.89%
Total Votes		23,754	

STATE HOUSE DISTRICT 24 (Vote for 1)

		Total	
Times Cast		20,443 / 23,685	86.31%
Candidate	Party	Total	
GRANT AMJAD MILLER	(DEM)	16,639	100.00%
Total Votes		16,639	

STATE HOUSE DISTRICT 25 (Vote for 1)

		Total	
Times Cast		9,470 / 12,864	73.62%
Candidate	Party	Total	
ANGELA ROMERO	(DEM)	5,700	63.69%
RICHARD T NOWAK	(REP)	3,249	36.31%
Total Votes		8,949	

STATE HOUSE DISTRICT 26 (Vote for 1)

		Total	
Times Cast		14,397 / 18,432	78.11%
Candidate	Party	Total	
MATT MACPHERSON	(REP)	7,338	53.62%
JEANETTA WILLIAMS	(DEM)	6,347	46.38%
Total Votes		13,685	

STATE HOUSE DISTRICT 27 (Vote for 1)

		Total	
Times Cast		15,567 / 19,763	78.77%
Candidate	Party	Total	
ANTHONY EDWARD LOUBET	(REP)	8,175	55.72%
DAWN STEVENSON	(DEM)	6,496	44.28%
Total Votes		14,671	

STATE HOUSE DISTRICT 30 (Vote for 1)

		Total	
Times Cast		14,654 / 18,232	80.38%
Candidate	Party	Total	
JAKE FITISEMANU	(DEM)	7,371	52.53%
FRED C COX	(REP)	6,662	47.47%
Total Votes		14,033	

STATE HOUSE DISTRICT 31 (Vote for 1)

		Total	
Times Cast		13,142 / 16,396	80.15%
Candidate	Party	Total	
VERONA MAUGA	(DEM)	7,148	57.90%
BILL SWANN	(REP)	5,198	42.10%
Total Votes		12,346	

STATE HOUSE DISTRICT 32 (Vote for 1)

		Total	
Times Cast		17,702 / 20,749	85.31%
Candidate	Party	Total	
SAHARA HAYES	(DEM)	12,158	72.65%
SARAH DAWN MONTES	(REP)	4,576	27.35%
Total Votes		16,734	

STATE HOUSE DISTRICT 33 (Vote for 1)

		Total	
Times Cast		26,038 / 29,144	89.34%
Candidate	Party	Total	
DOUG OWENS	(DEM)	16,863	68.03%
SHERYL R FRASER	(REP)	7,923	31.97%
Total Votes		24,786	

STATE HOUSE DISTRICT 34 (Vote for 1)

		Total	
Times Cast		21,918 / 24,944	87.87%
Candidate	Party	Total	
CAROL SPACKMAN MOSS	(DEM)	13,125	62.96%
KARL J. JUREK	(REP)	7,202	34.55%
DENNIS ROACH	(UUP)	519	2.49%
Total Votes		20,846	

STATE HOUSE DISTRICT 35 (Vote for 1)

		Total	
Times Cast		18,420 / 21,547	85.49%
Candidate	Party	Total	
ROSALBA DOMINGUEZ	(DEM)	9,139	51.96%
MIKE BIRD	(REP)	8,451	48.04%
Total Votes		17,590	

STATE HOUSE DISTRICT 36 (Vote for 1)

		Total	
Times Cast		19,041 / 22,633	84.13%
Candidate	Party	Total	
JIM DUNNIGAN	(REP)	13,333	100.00%
Total Votes		13,333	

STATE HOUSE DISTRICT 37 (Vote for 1)

		Total	
Times Cast		12,642 / 16,429	76.95%
Candidate	Party	Total	
ASHLEE ANN MATTHEWS	(DEM)	6,541	54.74%
PAUL DOUGLAS JOHNSON	(REP)	5,409	45.26%
Total Votes		11,950	

STATE HOUSE DISTRICT 38 (Vote for 1)

		Total	
Times Cast		17,322 / 21,081	82.17%
Candidate	Party	Total	
CHERYL ACTON	(REP)	9,921	61.41%
STEVEN LAUDE JR	(DEM)	6,235	38.59%
Total Votes		16,156	

STATE HOUSE DISTRICT 39 (Vote for 1)

		Total	
Times Cast		17,362 / 20,789	83.52%
Candidate	Party	Total	
KEN IVORY	(REP)	8,799	55.30%
JESSICA WIGNALL	(UNA)	7,112	44.70%
Total Votes		15,911	

STATE HOUSE DISTRICT 40 (Vote for 1)

		Total	
Times Cast		16,516 / 19,707	83.81%
Candidate	Party	Total	
ANDREW STODDARD	(DEM)	8,883	57.34%
TYLER GLAITTLI	(REP)	6,126	39.54%
JOHN JACKSON	(UUP)	483	3.12%
Total Votes		15,492	

STATE HOUSE DISTRICT 41 (Vote for 1)

		Total	
Times Cast		25,252 / 28,519	88.54%
Candidate	Party	Total	
GAY LYNN BENNION	(DEM)	15,206	63.82%
ROY PISKADLO	(REP)	8,622	36.18%
Total Votes		23,828	

STATE HOUSE DISTRICT 42 (Vote for 1)

		Total	
Times Cast		26,258 / 29,811	88.08%
Candidate	Party	Total	
CLINT OKERLUND	(REP)	13,557	54.53%
TRAVIS SMITH	(DEM)	11,303	45.47%
Total Votes		24,860	

STATE HOUSE DISTRICT 43 (Vote for 1)

		Total	
Times Cast		21,515 / 25,047	85.90%
Candidate	Party	Total	
STEVE ELIASON	(REP)	11,354	56.17%
JASON R. BARBER	(DEM)	8,861	43.83%
Total Votes		20,215	

STATE HOUSE DISTRICT 44 (Vote for 1)

		Total	
Times Cast		23,417 / 27,062	86.53%
Candidate	Party	Total	
JORDAN DANIEL TEUSCHER	(REP)	13,359	61.01%
GREG GREEN	(DEM)	8,539	38.99%
Total Votes		21,898	

STATE HOUSE DISTRICT 45 (Vote for 1)

		Total	
Times Cast		22,324 / 25,795	86.54%
Candidate	Party	Total	
TRACY MILLER	(REP)	13,930	66.97%
SARA ROSE CIMMERS	(DEM)	6,871	33.03%
Total Votes		20,801	

STATE HOUSE DISTRICT 46 (Vote for 1)

		Total	
Times Cast		22,720 / 26,441	85.93%
Candidate	Party	Total	
CAL ROBERTS	(REP)	16,757	100.00%
Total Votes		16,757	

STATE HOUSE DISTRICT 47 (Vote for 1)

		Total	
Times Cast		22,593 / 26,037	86.77%
Candidate	Party	Total	
MARK ASHBY STRONG	(REP)	15,170	75.08%
DAVID LUNDGREN	(UUP)	5,034	24.92%
Total Votes		20,204	

STATE HOUSE DISTRICT 48 (Vote for 1)

		Total	
Times Cast		21,904 / 25,697	85.24%
Candidate	Party	Total	
DOUG K. FIEFIA	(REP)	13,054	63.81%
STEPHEN J MIDDLETON	(DEM)	7,405	36.19%
Total Votes		20,459	

STATE HOUSE DISTRICT 49 (Vote for 1)

		Total	
Times Cast		21,869 / 25,756	84.91%
Candidate	Party	Total	
CANDICE B. PIERUCCI	(REP)	14,166	69.02%
SAMUEL "SGT SAM" WINKLER	(DEM)	6,358	30.98%
Total Votes		20,524	

STATE SCHOOL BOARD DISTRICT 6 (Vote for 1)

		Total	
Times Cast		103,415 / 116,064	89.10%
Candidate	Party	Total	
CAROL BARLOW LEAR	(DEM)	68,001	73.25%
DIANE LIVINGSTON	(UNA)	24,833	26.75%
Total Votes		92,834	

STATE SCHOOL BOARD DISTRICT 7 (Vote for 1)

		Total	
Times Cast		117,404 / 134,736	87.14%
Candidate	Party	Total	
MOLLY L HART	(REP)	57,464	52.66%
JOHN ARTHUR	(DEM)	51,660	47.34%
Total Votes		109,124	

STATE SCHOOL BOARD DISTRICT 9 (Vote for 1)

		Total	
Times Cast		105,224 / 122,818	85.67%
Candidate	Party	Total	
AMANDA B BOLLINGER	(REP)	67,325	69.35%
WILL SHIFLETT	(DEM)	29,753	30.65%
Total Votes		97,078	

STATE SCHOOL BOARD DISTRICT 10 (Vote for 1)

		Total	
Times Cast		19,830 / 25,344	78.24%
Candidate	Party	Total	
MATT HYMAS	(REP)	9,545	51.12%
DEBORAH L. GATRELL	(DEM)	9,128	48.88%
Total Votes		18,673	

COUNTY MAYOR (Vote for 1)

		Total	
Times Cast		521,756 / 614,719	84.88%
Candidate	Party	Total	
JENNY WILSON	(DEM)	273,227	54.91%
ERIN RIDER	(REP)	224,325	45.09%
Total Votes		497,552	

COUNTY COUNCIL AT-LARGE C (Vote for 1)

		Total	
Times Cast		521,756 / 614,719	84.88%
Candidate	Party	Total	
NATALIE PINKNEY	(DEM)	245,898	50.84%
RACHELLE MORRIS	(REP)	237,744	49.16%
Total Votes		483,642	

COUNTY COUNCIL DISTRICT 2 (Vote for 1)

		Total	
Times Cast		77,496 / 94,966	81.60%
Candidate	Party	Total	
CARLOS MORENO	(REP)	39,171	54.28%
KATIE OLSON	(DEM)	32,989	45.72%
Total Votes		72,160	

COUNTY COUNCIL DISTRICT 4 (Vote for 1)

		Total	
Times Cast		105,167 / 118,748	88.56%
Candidate	Party	Total	
ROSS I. ROMERO	(DEM)	60,709	62.34%
ROGER A. LIVINGSTON	(REP)	32,681	33.56%
NOLAN KRUSE	(UFP)	3,991	4.10%
Total Votes		97,381	

COUNTY COUNCIL DISTRICT 6 (Vote for 1)

		Total	
Times Cast		99,273 / 114,836	86.45%
Candidate	Party	Total	
DEA THEODORE	(REP)	48,438	53.01%
ZACH ROBINSON	(DEM)	42,942	46.99%
Total Votes		91,380	

COUNTY ASSESSOR (Vote for 1)

		Total	
Times Cast		521,756 / 614,719	84.88%
Candidate	Party	Total	
CHRIS STAVROS	(REP)	241,190	50.07%
JOEL FROST	(DEM)	240,491	49.93%
Total Votes		481,681	

COUNTY RECORDER (Vote for 1)

		Total	
Times Cast		521,756 / 614,719	84.88%
Candidate	Party	Total	
RASHELLE HOBBS	(DEM)	250,018	51.76%
RICHARD SNELGROVE	(REP)	233,025	48.24%
Total Votes		483,043	

COUNTY SURVEYOR (Vote for 1)

		Total	
Times Cast		521,756 / 614,719	84.88%
Candidate	Party	Total	
BRADLEY PARK	(REP)	241,667	50.38%
KENT D. SETTERBERG	(DEM)	238,017	49.62%
Total Votes		479,684	

COUNTY TREASURER (Vote for 1)

		Total	
Times Cast		521,756 / 614,719	84.88%
Candidate	Party	Total	
SHEILA SRIVASTAVA	(DEM)	244,229	50.77%
PHIL CONDER	(REP)	236,779	49.23%
Total Votes		481,008	

CANYONS SCHOOL BOARD DISTRICT 1 (Vote for 1)

		Total	
Times Cast		11,750 / 14,148	83.05%

Candidate	Party	Total	
JACKSON LEWIS	(UNA)	4,990	56.91%
RAINER LILBOK	(UNA)	2,074	23.65%
Write-in		1,704	19.43%
Total Votes		8,768	

		Total	
KRISTINE L MILLERBERG	WRITE-IN	1,704	19.43%

CANYONS SCHOOL BOARD DISTRICT 3 (Vote for 1)

		Total	
Times Cast		19,960 / 22,566	88.45%

Candidate	Party	Total	
KATIE DAHLE	(UNA)	8,386	54.64%
BARBARA A. GENTRY	(UNA)	6,962	45.36%
Total Votes		15,348	

CANYONS SCHOOL BOARD DISTRICT 7 (Vote for 1)

		Total	
Times Cast		14,273 / 16,676	85.59%

Candidate	Party	Total	
HOLLY ANN NEIBAUR	(UNA)	7,498	68.69%
JORDAN DAVIS	(UNA)	3,417	31.31%
Total Votes		10,915	

GRANITE SCHOOL BOARD DISTRICT 1 (Vote for 1)

		Total	
Times Cast		36,297 / 40,732	89.11%

Candidate	Party	Total	
JULIE JACKSON	(UNA)	24,401	100.00%
Total Votes		24,401	

GRANITE SCHOOL BOARD DISTRICT 2 (Vote for 1)

		Total	
Times Cast		24,519 / 28,446	86.19%

Candidate	Party	Total	
CLARKE B. NELSON	(UNA)	10,759	56.27%
KEVIN KOROUS	(UNA)	8,363	43.73%
Total Votes		19,122	

GRANITE SCHOOL BOARD DISTRICT 4 (Vote for 1)

		Total	
Times Cast		23,990 / 29,418	81.55%
Candidate	Party	Total	
NICOLE MCDERMOTT	(UNA)	15,073	76.15%
TODD WILLIAM MORRILL	(UNA)	4,722	23.85%
Total Votes		19,795	

JORDAN SCHOOL BOARD DISTRICT 1 (Vote for 1)

		Total	
Times Cast		19,188 / 22,567	85.03%
Candidate	Party	Total	
DARRELL J. ROBINSON	(UNA)	14,080	100.00%
Total Votes		14,080	

JORDAN SCHOOL BOARD DISTRICT 4 (Vote for 1)

		Total	
Times Cast		23,202 / 26,918	86.20%
Candidate	Party	Total	
ERIN BARROW	(UNA)	13,047	69.71%
MICHAEL E. WILSON	(UNA)	5,668	30.29%
Total Votes		18,715	

JORDAN SCHOOL BOARD DISTRICT 5 (Vote for 1)

		Total	
Times Cast		24,049 / 28,033	85.79%
Candidate	Party	Total	
BRYCE DUNFORD	(UNA)	10,424	55.60%
MITCHELL ATENCIO	(UNA)	8,324	44.40%
Total Votes		18,748	

JORDAN SCHOOL BOARD DISTRICT 6 (Vote for 1)

		Total	
Times Cast		19,177 / 23,112	82.97%
Candidate	Party	Total	
NIKI GEORGE	(UNA)	10,056	64.79%
CLAREEN ARNOLD	(UNA)	5,465	35.21%
Total Votes		15,521	

MURRAY SCHOOL BOARD DISTRICT 1 (Vote for 1)

		Total	
Times Cast		2,939 / 3,510	83.73%
Candidate	Party	Total	
KELLY TAEOLII	(UNA)	1,836	74.60%
AMY HOLLINS	(UNA)	625	25.40%
Total Votes		2,461	

MURRAY SCHOOL BOARD DISTRICT 5 (Vote for 1)

		Total	
Times Cast		3,690 / 4,229	87.25%
Candidate	Party	Total	
JAREN J COOPER	(UNA)	2,740	100.00%
Total Votes		2,740	

SALT LAKE CITY SCHOOL BOARD DISTRICT 1 (Vote for 1)

		Total	
Times Cast		8,288 / 10,513	78.84%
Candidate	Party	Total	
BRYCE WILLIAMS	(UNA)	5,743	100.00%
Total Votes		5,743	

SALT LAKE CITY SCHOOL BOARD DISTRICT 2 (Vote for 1)

		Total	
Times Cast		6,977 / 9,247	75.45%
Candidate	Party	Total	
CHARLOTTE FIFE-JEPPERSON	(UNA)	3,726	63.22%
TURNER C BITTON	(UNA)	2,168	36.78%
Total Votes		5,894	

SALT LAKE CITY SCHOOL BOARD DISTRICT 5 (Vote for 1)

		Total	
Times Cast		13,931 / 16,052	86.79%
Candidate	Party	Total	
MOHAMED BAAYD	(UNA)	7,242	64.22%
RUSSELL W ASKREN	(UNA)	4,034	35.78%
Total Votes		11,276	

SALT LAKE CITY SCHOOL BOARD DISTRICT 7 (Vote for 1)

		Total	
Times Cast		16,572 / 18,452	89.81%
Candidate	Party	Total	
AMANDA M C LONGWELL	(UNA)	7,390	59.00%
RICHARD T. WHITNEY	(UNA)	5,136	41.00%
Total Votes		12,526	

MATTHEW B. DURRANT (Vote for 1)

		Total	
Times Cast		521,756 / 614,719	84.88%
Candidate	Party	Total	
YES		305,338	72.63%
NO		115,074	27.37%
Total Votes		420,412	

RYAN D. TENNEY (Vote for 1)

		Total	
Times Cast		521,756 / 614,719	84.88%
Candidate	Party	Total	
YES		301,088	73.06%
NO		111,028	26.94%
Total Votes		412,116	

HEATHER ANNETTE BRERETON (Vote for 1)

		Total	
Times Cast		521,756 / 614,719	84.88%
Candidate	Party	Total	
YES		302,932	73.58%
NO		108,763	26.42%
Total Votes		411,695	

TERESA LYNN WELCH (Vote for 1)

		Total	
Times Cast		521,756 / 614,719	84.88%
Candidate	Party	Total	
YES		319,010	77.70%
NO		91,580	22.30%
Total Votes		410,590	

KRISTINE EDDE JOHNSON (Vote for 1)

		Total	
Times Cast		521,756 / 614,719	84.88%
Candidate	Party	Total	
YES		297,159	72.62%
NO		112,017	27.38%
Total Votes		409,176	

WILLIAM K. KENDALL (Vote for 1)

		Total	
Times Cast		521,756 / 614,719	84.88%
Candidate	Party	Total	
YES		301,963	73.86%
NO		106,868	26.14%
Total Votes		408,831	

LAURA S. SCOTT (Vote for 1)

		Total	
Times Cast		521,756 / 614,719	84.88%
Candidate	Party	Total	
YES		318,429	77.71%
NO		91,343	22.29%
Total Votes		409,772	

JAMES D. GARDNER (Vote for 1)

		Total	
Times Cast		521,756 / 614,719	84.88%
Candidate	Party	Total	
YES		305,626	74.71%
NO		103,446	25.29%
Total Votes		409,072	

KARA LEA PETTIT (Vote for 1)

		Total	
Times Cast		521,756 / 614,719	84.88%
Candidate	Party	Total	
YES		296,430	72.50%
NO		112,426	27.50%
Total Votes		408,856	

LELAND DOUGLAS HOGAN (Vote for 1)

		Total	
Times Cast		521,756 / 614,719	84.88%
Candidate	Party	Total	
YES		301,214	73.70%
NO		107,480	26.30%
Total Votes		408,694	

TUPAKK AMARU GUSTAVO RENTERIA (Vote for 1)

		Total	
Times Cast		521,756 / 614,719	84.88%
Candidate	Party	Total	
YES		313,436	76.71%
NO		95,167	23.29%
Total Votes		408,603	

ANNETTE T. JAN (Vote for 1)

		Total	
Times Cast		521,756 / 614,719	84.88%
Candidate	Party	Total	
YES		315,242	77.72%
NO		90,349	22.28%
Total Votes		405,591	

ELIZABETH MARIE KNIGHT (Vote for 1)

		Total	
Times Cast		521,756 / 614,719	84.88%
Candidate	Party	Total	
YES		319,919	78.87%
NO		85,722	21.13%
Total Votes		405,641	

MONICA DIAZ (Vote for 1)

		Total	
Times Cast		521,756 / 614,719	84.88%
Candidate	Party	Total	
YES		315,102	77.62%
NO		90,829	22.38%
Total Votes		405,931	

CHRISTOPHER G. BOWN (Vote for 1)

		Total	
Times Cast		24,092 / 28,935	83.26%
Candidate	Party	Total	
YES		14,740	75.64%
NO		4,746	24.36%
Total Votes		19,486	

ZAP PROPOSITION 8 (Vote for 1)

		Total	
Times Cast		516,712 / 614,719	84.06%
Candidate	Party	Total	
FOR		382,367	78.96%
AGAINST		101,877	21.04%
Total Votes		484,244	

SALT LAKE COUNTY JAIL BOND (Vote for 1)

		Total	
Times Cast		516,712 / 614,719	84.06%
Candidate	Party	Total	
AGAINST		236,815	51.62%
FOR		221,965	48.38%
Total Votes		458,780	

MURRAY CITY SCHOOL BOND (Vote for 1)

		Total	
Times Cast		18,426 / 21,547	85.52%
Candidate	Party	Total	
FOR		10,035	62.59%
AGAINST		5,999	37.41%
Total Votes		16,034	

COTTONWOOD HEIGHTS CITY BOND (Vote for 1)

		Total	
Times Cast		19,429 / 22,068	88.04%
Candidate	Party	Total	
FOR		8,939	52.42%
AGAINST		8,115	47.58%
Total Votes		17,054	

SALT LAKE CITY SCHOOL BOND (Vote for 1)

		Total	
Times Cast		88,414 / 103,572	85.36%
Candidate	Party	Total	
FOR		45,961	61.06%
AGAINST		29,307	38.94%
Total Votes		75,268	

CONSTITUTIONAL AMENDMENT B (Vote for 1)

		Total	
Times Cast		516,712 / 614,719	84.06%
Candidate	Party	Total	
FOR		355,759	74.10%
AGAINST		124,371	25.90%
Total Votes		480,130	

CONSTITUTIONAL AMENDMENT C (Vote for 1)

		Total	
Times Cast		516,712 / 614,719	84.06%
Candidate	Party	Total	
FOR		389,056	81.03%
AGAINST		91,100	18.97%
Total Votes		480,156	