

EasyVote User Guide



SALT LAKE COUNTY CLERK
ELECTION DIVISION

Creating an EasyVote Account




Registering

Go to [EasyVote](#).

Click on Register.

Easy Campaign Finance Portal

 Salt Lake County
Salt Lake City UT 84114
3854687400

[Home](#) [Search](#) [Register](#) [Login](#)

[Login](#)

Email Address

Password

[Forgot Password](#)

User Account Info

Complete all fields marked with a green bar.

Select Next.

Easy Campaign Finance Portal

Salt Lake County
Salt Lake City UT 84114
3854687400

Home Search Register Login

User Account Info

Candidate or Committee you represent
[New Candidate] ▾

Select a Position
Candidate ▾

Select an Office
_Clerk ▾

Select a Candidate/Committee Type
Candidate ▾

First Name [Jane] **Last Name** [Doe] **Title** []

Address 1
[123 Main]

Address 2
[]

City [SLC] **State** [Utah(UT) ▾] **Zip Code** [84113]

Phone
[]


Next

Login

Enter your email address and password.

Select Submit.

Easy Campaign Finance Portal


 Salt Lake County
Salt Lake City UT 84114
3854687400

[Home](#) [Search](#) [Register](#) [Login](#)

User Account Login Credentials

Email Address

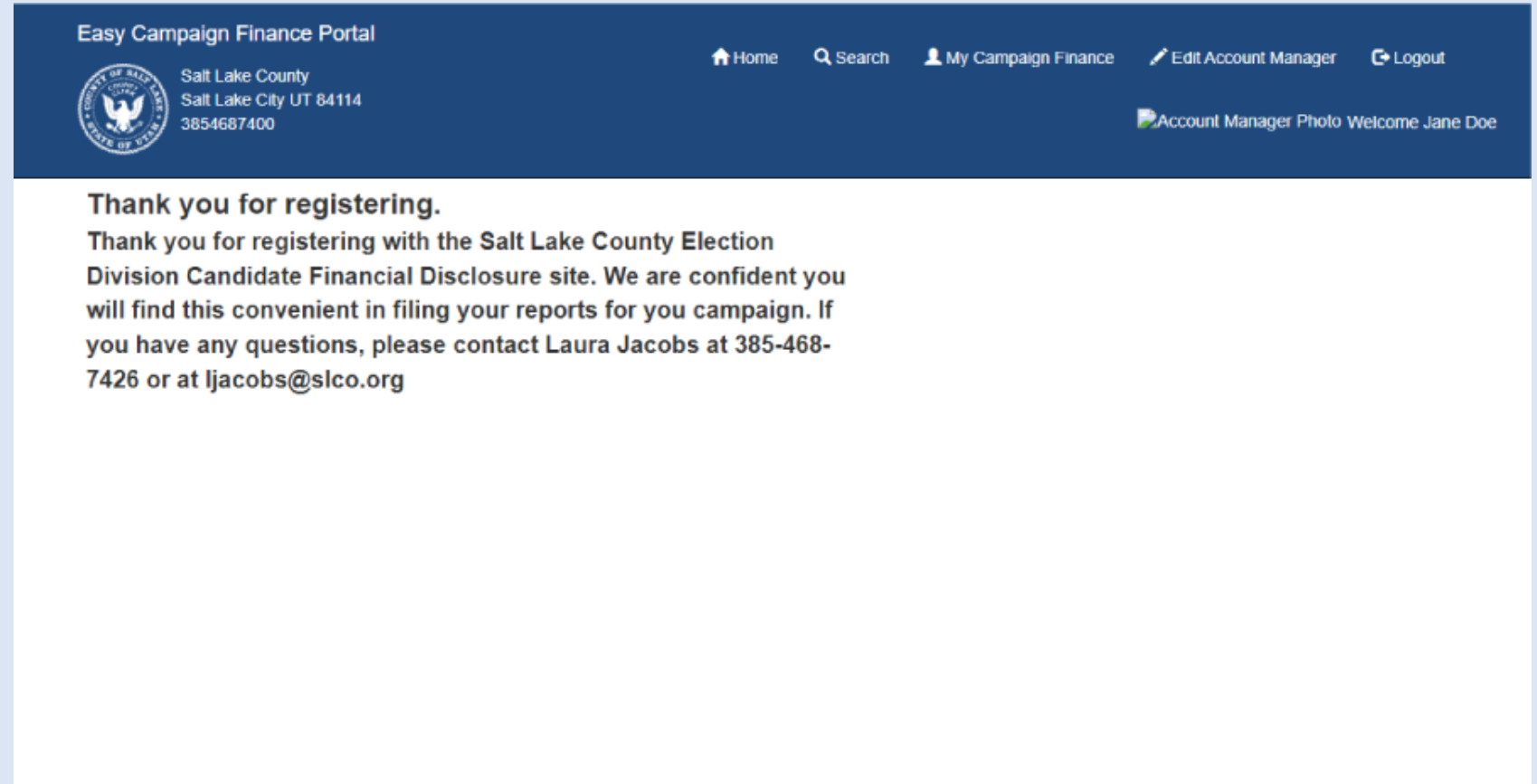
Password **Confirm Password**

I'm not a robot  reCAPTCHA
Privacy - Terms

Review and Approval

The Election Division will review your account and accept your registration.

While registrations may be approved the same day, we reserve the right to take up to three days to approve your registration.



The screenshot shows the 'Easy Campaign Finance Portal' header with the Salt Lake County logo and contact information. The main content area displays a 'Thank you for registering' message from the Salt Lake County Election Division, providing contact details for Laura Jacobs.

Easy Campaign Finance Portal

Salt Lake County
Salt Lake City UT 84114
3854687400

Home Search My Campaign Finance Edit Account Manager Logout

Account Manager Photo Welcome Jane Doe


Thank you for registering.
Thank you for registering with the Salt Lake County Election Division Candidate Financial Disclosure site. We are confident you will find this convenient in filing your reports for your campaign. If you have any questions, please contact Laura Jacobs at 385-468-7426 or at ljacobs@slco.org

Login

You will receive an email once your account has been approved.

Log in to EasyVote.

Easy Campaign Finance Portal

 Salt Lake County
Salt Lake City UT 84114
3854687400

[Home](#) [Search](#) [Register](#) [Login](#)

Login

Email Address

Password

[Forgot Password](#)

Navigating EasyVote




Dashboard

You will receive an email once your account has been approved.

Log in to EasyVote.

Easy Campaign Finance Portal

 Salt Lake County
Salt Lake City UT 84114
3854687400

[Home](#) [Search](#) [Register](#) [Login](#)

[Login](#)

Email Address

Password

[Forgot Password](#)

Dashboard

The dashboard is where you can file a financial report or check which documents you have already submitted.

The screenshot shows the 'Easy Campaign Finance Portal' for Salt Lake County. The header includes navigation links for Home, Search, My Campaign Finance, Edit Account Manager, and Logout. The user is identified as Jane Doe. The main content area is titled 'My Candidates and Committees' and shows a dropdown menu for 'Jane Doe - _Clerk'. On the left, there is a profile section with fields for Filer Photo, First Name (Jane), Last Name (Doe), Address (123 Main SLC, UT 84113), and City, State Zip (SLC, UT 84113). A notification indicates the next report is due in 22 days. Below this is an 'Edit Candidate' button. On the right, there are tabs for News, File Reports, My Submissions, Filing Schedule, Fines/Fees, and User Access. The 'File Reports' and 'My Submissions' tabs are circled in red. Below the tabs is a table with columns for Subject, Creation Date, Expiration Date, and Attachments. The table currently displays 'No data to display' and '0 total'.

Filing a Report: Statement of Organization

File Reports

Select File Reports.

Easy Campaign Finance Portal

Salt Lake County
Salt Lake City UT 84114
3854687400

Home Search My Campaign Finance Edit Account Manager Logout

Account Manager Photo Welcome Jane Doe

My Candidates and Committees Jane Doe - _Clerk

Filer Photo
First Name: Jane
Last Name: Doe
Address: 123 Main SLC, UT 84113
City, State Zip: SLC, UT 84113
Next Report due: 22 days

Edit Candidate

News **File Reports** My Submissions Filing Schedule Fines/Fees User Access

Subject	Creation Date	Expiration Date	Attachments
No data to display			
0 total			

Wizard Tool

Select the Wizard button next to Statement of Organization.

Easy Campaign Finance Portal

Salt Lake County
Salt Lake City UT 84114
3854687400

Home Search My Campaign Finance Edit Account Manager Logout

Account Manager Photo Welcome Clerk Demo

My Candidates and Committees Clerk Demo - _Clerk

News File Reports My Submissions Filing Schedule Fines/Fees User Access

Filer Photo

First Name: Clerk

Last Name: Demo

Address: 555 Main St
Anytown, UT 88888

City, State Zip: Anytown, UT 88888

Next Report due: 27 days

County and Local School Board Financial Disclosure Form Wizard Upload

Metro Township Financial Disclosure Report Form Wizard

Statement of Organization Wizard

Edit Candidate

Document Name

It is recommended that you name your document with the type of document *and* the due date.

Ex. Statement of Organization
or Interim Report October 24th

The screenshot displays the 'Easy Campaign Finance Portal' interface. At the top, the header includes the Salt Lake County logo, contact information (Salt Lake City UT 84114, 3854687400), and navigation links for Home, Search, My Campaign Finance, Edit Account Manager, and Logout. A user greeting 'Account Manager Photo Welcome Jane Doe' is visible on the right. The main content area is titled 'My Candidates and Committees' and shows a profile for 'Jane Doe' with fields for First Name, Last Name, Address, City, State Zip, and Next Report due date (22 days). A modal dialog box is open in the center, titled 'Document Filing Name', with the following text: 'Please give the new document filing a unique name. This is a name only you will see and should help you identify this filing on the "My Submissions" tab later. This name will be over written once the filing is accepted by your county or municipal authority.' The dialog box contains a text input field with the value 'Statement of Organization', 'OK', and 'Cancel' buttons.

Candidate Info

Complete all fields marked with a green bar.

Easy Campaign Finance Portal

Salt Lake County
Salt Lake City UT 84114
3854687400

Home Search My Campaign Finance Edit Account Manager Logout

Account Manager Photo Welcome Jane Doe

Wizard Steps

1. Candidate Info
2. Committee Secretary Info
3. Committee Members
4. Sign and Submit

Statement of Organization

Save/Next Back

Candidate Info

First Name	Jane	Last Name	Doe
Office	_Clerk	District Number	N/A
Address	123 Main		
City	SLC	State	Utah(UT)
Zip Code	84113	Email	
Cell Phone	(385) 468-7426	Home Phone	(385) 468-7426
Work Phone	(385) 468-7426		

Save/Next Back

Secretary Info

A campaign secretary may submit financial disclosures on the behalf of the candidate.

If you choose to not have a campaign secretary, please enter your information again.

The screenshot displays the 'Easy Campaign Finance Portal' interface. The top navigation bar includes links for Home, Search, My Campaign Finance, Edit Account Manager, and Logout. The user is logged in as Jane Doe. The main content area is titled 'Statement of Organization' and contains a 'Secretary Info' form. A 'Wizard Steps' sidebar on the left shows the current step: '2. Committee Secretary Info'. The form fields are as follows:

Field	Value
First Name	Jane
Last Name	Doe
Address	123 Main
City	SLC
State	Utah(UT)
Zip Code	84113
Cell Phone	(385) 468-4726
Home Phone	(385) 468-7426
Work Phone	(385) 468-7426

Committee Members

If you wish to have additional committee members, you may add them here.

The screenshot displays the 'Easy Campaign Finance Portal' interface. The top navigation bar includes the Salt Lake County logo and contact information (Salt Lake County, Salt Lake City UT 84114, 3854687400) on the left, and navigation links for Home, Search, My Campaign Finance, Edit Account Manager, and Logout on the right. A user greeting 'Account Manager Photo Welcome Jane Doe' is visible on the right side of the header.

The main content area is divided into two panels. The left panel, titled 'Wizard Steps', contains a list of four steps: 1. Candidate Info, 2. Committee Secretary Info, 3. Committee Members (highlighted in a grey box), and 4. Sign and Submit. The right panel, titled 'Statement of Organization', features an 'Add Committee Member' button at the top. Below this is a table with a single column header 'Name'. The table is currently empty, displaying 'No data to display' and '0 total' at the bottom. 'Save/Next' and 'Back' buttons are located at the top right and bottom right of the table area.

Preview

You can review the information you have entered, in the Preview screen.

Select Preview.

The screenshot displays the 'Easy Campaign Finance Portal' interface. At the top, the header includes the Salt Lake County logo and contact information: 'Salt Lake County, Salt Lake City UT 84114, 3854687400'. Navigation links for 'Home', 'Search', 'My Campaign Finance', 'Edit Account Manager', and 'Logout' are present. A user profile section shows 'Account Manager Photo Welcome Jane Doe'. On the left, a 'Wizard Steps' sidebar lists: '1. Candidate Info', '2. Committee Secretary Info', '3. Committee Members', and '4. Sign and Submit' (highlighted). The main content area shows a 'Statement of Organization' form with a 'Back' button. A white modal box is centered over the form, containing the text: 'The PREVIEW of your document is now ready to be viewed. Please CLICK the PREVIEW button below.' and a 'PREVIEW' button. Below the modal, a 'Password' field and a checkbox are visible. The checkbox is unchecked, and the text below it reads: 'By signing this Electronic Signature Consent Form, I agree that my electronic signature is the legally binding equivalent to my handwritten signature. Whenever I execute an electronic signature, it has the same validity and meaning as my handwritten signature. I understand that my electronic signature is legally binding. By signing below, I accept the conditions of this agreement'. At the bottom of the form, there are three buttons: 'Preview', 'Submit', and 'Save'.

Corrections

If you wish to make any changes, do so by selecting one of the links below Wizard Steps.

Easy Campaign Finance Portal

Salt Lake County
Salt Lake City UT 84114
3854687400

Home Search My Campaign Finance Edit Account Manager Logout

Account Manager Photo Welcome Clerk Demo

Wizard Steps

- 1. Candidate Info
- 2. Committee Secretary Info
- 3. Committee Members
- 4. Sign and Submit

Statement of Organization

Document Name: Statement of Organization

All of the information on this form has been saved. If you are ready to submit this form to the Filing Officer, please e-sign the document by entering your password and checking the box to agree to the signature clause below.

Password:

By signing this Electronic Signature Consent Form, I agree that my electronic signature is the legally binding equivalent to my handwritten signature. Whenever I execute an electronic signature, it has the same validity and meaning as my handwritten signature. I understand that my electronic signature is legally binding. By signing below, I accept the conditions of this agreement

Preview Submit Save

Signing

To submit your Statement of Organization, you must enter your password and check the box acknowledging your electronic signature.

Select Submit.

You will receive an email that your submission has been accepted.

Easy Campaign Finance Portal

Salt Lake County
Salt Lake City UT 84114
3854687400

Home Search My Campaign Finance Edit Account Manager Logout

Account Manager Photo Welcome Clerk Demo

Wizard Steps

1. Candidate Info
2. Committee Secretary Info
3. Committee Members
4. Sign and Submit

Statement of Organization

Document Name: Statement of Organization

All of the information on this form has been saved. If you are ready to submit this form to the Filing Officer, please e-sign the document by entering your password and checking the box to agree to the signature clause below.

Password:

By signing this Electronic Signature Consent Form, I agree that my electronic signature is the legally binding equivalent to my handwritten signature. Whenever I execute an electronic signature, it has the same validity and meaning as my handwritten signature. I understand that my electronic signature is legally binding. By signing below, I accept the conditions of this agreement

Preview Submit Save

Filing a Report: Financial Disclosure

File Reports

Select File Reports.

Easy Campaign Finance Portal

Salt Lake County
Salt Lake City UT 84114
3854687400

Home Search My Campaign Finance Edit Account Manager Logout

Account Manager Photo Welcome Jane Doe

My Candidates and Committees Jane Doe - _Clerk

Filer Photo
First Name: Jane
Last Name: Doe
Address: 123 Main SLC, UT 84113
City, State Zip: SLC, UT 84113
Next Report due: 22 days

Edit Candidate

News **File Reports** My Submissions Filing Schedule Fines/Fees User Access

Subject	Creation Date	Expiration Date	Attachments
No data to display			
0 total			

Wizard Tool

Select the Wizard button next to “County and Local School Board Financial Disclosure Form” or “Metro Township Financial Disclosure Report Form,” depending on the office you are running for.

The screenshot displays the 'Easy Campaign Finance Portal' for Salt Lake County. The header includes the county logo, contact information (Salt Lake County, Salt Lake City UT 84114, 3854687400), and navigation links (Home, Search, My Campaign Finance, Edit Account Manager, Logout). A user greeting 'Account Manager Photo Welcome Clerk Demo' is visible on the right.

The main content area is titled 'My Candidates and Committees' and features a dropdown menu set to 'Clerk Demo - _Clerk'. Below this, there are tabs for 'News', 'File Reports', 'My Submissions', 'Filing Schedule', 'Fines/Fees', and 'User Access'. The 'My Submissions' tab is active, showing a list of financial disclosure forms:

- Form 1:** County and Local School Board Financial Disclosure Form. Includes a 'Wizard' button (circled in red) and an 'Upload' button.
- Form 2:** Metro Township Financial Disclosure Report Form. Includes a 'Wizard' button (circled in red).
- Form 3:** Statement of Organization. Includes a 'Wizard' button.

On the left side of the form list, there is a 'Filer Photo' section with fields for 'First Name' (Clerk), 'Last Name' (Demo), 'Address' (555 Main St, Anytown, UT 88888), and 'City, State Zip' (Anytown, UT 88888). A 'Next Report due' indicator shows '27 days'. An 'Edit Candidate' button is located at the bottom left of the form list.

File Name

Name your financial disclosure report.

We recommend using the date the report is due as the report name. For example, if it's due April 5th you will name the document April 5th, 2024.

The screenshot displays the 'Easy Campaign Finance Portal' interface. The top navigation bar includes links for Home, Search, My Campaign Finance, Edit Account Manager, and Logout. The user is logged in as Jane Doe. The main content area shows a profile for Jane Doe with fields for First Name, Last Name, Address, and City, State Zip. A dialog box is open in the foreground, prompting the user to enter a unique name for the new document filing. The dialog box contains the following text: 'Please give the new document filing a unique name. This is a name only you will see and should help you identify this filing on the "My Submissions" tab later. This name will be overwritten once the filing is accepted by your county or municipal authority.' The 'Document Filing Name' field is populated with 'April 5, 2024'. The dialog box also features 'OK' and 'Cancel' buttons.

Candidate Info

Fill in the candidate's information.

If the race is non-partisan write N/A for the political party.

If the race doesn't have a district number write N/A.

Easy Campaign Finance Portal

Salt Lake County
Salt Lake City UT 84114
3854687400

Home Search My Campaign Finance Edit Account Manager Logout

Account Manager Photo Welcome

Wizard Steps

1. Candidate Info
2. Report Type
3. Contributions
4. Expenditures
5. Summary
6. Sign and Submit

Test Save/Next Back

Click the button below to copy all of your data from a previous form to this form.

COPY

Candidate Info

First Name	<input type="text" value="Training"/>		
Last Name	<input type="text" value="Candidate"/>		
Address	<input type="text" value="2001 S State St"/>		
City	<input type="text" value="South Salt Lake"/>	State	<input type="text" value="Utah(UT)"/>
Zip Code	<input type="text" value="84190"/>		
Current Office	<input type="text" value=""/>	Political Party	<input type="text" value="Unaffiliated"/>
Office Sought	<input type="text" value="County Mayor"/>		
District Number	<input type="text" value="N/A"/>		
Daytime Phone	<input type="text" value="(801) 842-7023"/>		
Day Time Fax	<input type="text" value=""/>		
Email	<input type="text" value="dsakellariou@slco.org"/>		

Save/Next Back

Report Type

Click the box that corresponds with the report being submitted.

If you need to file an amendment, select the date of the report being amended and select the amendment box and write the current date.

If you are dissolving your campaign, select the final/ dissolution box.

Easy Campaign Finance Portal

Salt Lake County
Salt Lake City UT 84114
3854687400

Home Search My Campaign Finance Edit Account Manager Logout

Account Manager Photo Welcome

Wizard Steps

1. Candidate Info
2. Report Type
3. Contributions
4. Expenditures
5. Summary
6. Sign and Submit

Test

Save/Next Back

Type of Report

Check the appropriate boxes

Amendment Report

Amended Report Date

Interim Reports: (Required only during election years)

April 5

Seven days before a primary election

September 16

Seven days before a general election

Year-End Report:

January 31 of each year (Required by all open campaign committees)

Final/Dissolution Report:

Final/Dissolution Report - The campaign is no longer active or receiving contributions and the campaign balance is zero

Save/Next Back

Contributions

Enter each contribution.

You must enter the date you received the contribution, the contributors name, address, and the amount of the contribution.

If the amount is \$200 or more, you must fill in the Occupation/Employer field.

Select the In-Kind box for in-kind contributions.

The screenshot displays the 'Easy Campaign Finance Portal' interface. The header includes the Salt Lake County logo and contact information (Salt Lake City UT 84114, 3854687400). Navigation links for Home, Search, My Campaign Finance, Edit Account Manager, and Logout are present. A user is logged in as 'Account Manager Photo Welcome'. The main content area shows a 'Wizard Steps' sidebar with steps 1 through 6, where '3. Contributions' is the active step. A modal form is open for entering a contribution. The form fields are: Date (02/02/2024), First Name (Jane), Last Name (Doe), Address (2001 S State St), City (South Salt Lake), State (Utah(UT)), Zip Code (84190), Occupation/Employer (empty), and Amount (200). A red error message states 'Occupation/Employer is required'. There is also a checkbox for 'This was an In-Kind Contribution' which is currently unchecked. 'Save' and 'Cancel' buttons are at the bottom of the modal.

Expenditures

Enter each expenditure.

You must enter the date of the expenditure, who is receiving the money, the purpose of the expense, and the amount of the expenditure.

Easy Campaign Finance Portal

Salt Lake County
Salt Lake City UT 84114
3854687400

Home Search My Campaign Finance Edit Account Manager Logout

Account Manager Photo Welcome

Wizard Steps

1. Candidate Info
2. Report Type
3. Contributions
4. Expenditures
5. Summary
6. Sign and Submit

Date: 02/03/2024

Individual Organization

First Name: John Last Name: Smith

Purpose: Advertising

Amount: 150 This was an In-Kind Expenditure

Save Cancel

Summary

For your first report you will not need to enter any additional information.

For subsequent reports you will need to enter information. Please refer to- Filing a Report: Subsequent Financial Disclosures.

Easy Campaign Finance Portal

Salt Lake County
Salt Lake City UT 84114
3854687400

Home Search My Campaign Finance Edit Account Manager Logout

Account Manager Photo Welcome

Wizard Steps

- 1.Candidate Info
- 2.Report Type
- 3.Contributions
- 4.Expenditures
- 5.Summary
- 6.Sign and Submit

Test

Save/Next Back

Contribution Totals

Total Contributions This Period	<input type="text" value="200"/>
Total Contributions Year-to-Date	<input type="text" value="0"/>

Expenditure Totals

Total Expenditures This Period	<input type="text" value="150"/>
Total Expenditures Year-to-Date	<input type="text" value="0"/>

Balance Summary

Balance at Beginning of Reporting Period	<input type="text" value="0"/>
Total Contributions Received	<input type="text" value="200"/>
Subtotal	<input type="text" value="200"/>
Total Expenditures Made	<input type="text" value="150"/>
Balance at Close of Reporting Period	<input type="text" value="50"/>

Save/Next Back

Sign And Submit

To finalize your report, enter your password for EasyVote, select the box once you have read the disclaimer, and select Preview.

Please review the pop-up report. If the information is correct, return to this page and select Submit.

Easy Campaign Finance Portal

Salt Lake County
Salt Lake City UT 84114
3854687400

Home Search My Campaign Finance Edit Account Manager Logout

Account Manager Photo Welcome

Wizard Steps

1. Candidate Info
2. Report Type
3. Contributions
4. Expenditures
5. Summary
6. Sign and Submit

Test

Document Name

All of the information on this form has been saved. If you are ready to submit this form to the Filing Officer, please e-sign the document by entering your password and checking the box to agree to the signature clause below.

Password

By signing this Electronic Signature Consent Form, I agree that my electronic signature is the legally binding equivalent to my handwritten signature. Whenever I execute an electronic signature, it has the same validity and meaning as my handwritten signature. I understand that my electronic signature is legally binding. By signing below, I accept the conditions of this agreement

Preview Submit Save

My Submissions

You can verify that your report has been submitted by reviewing the “My Submissions” window.

Easy Campaign Finance Portal

Salt Lake County
Salt Lake City UT 84114
3854687400

Home Search My Campaign Finance Edit Account Manager Logout

Account Manager Photo Welcome

My Candidates and Committees Training Candidate - County Mayor

News File Reports My Submissions Filing Schedule Fines/Fees User Access

All of your Filings are listed here. This list includes those that you have completed and all filings that you are currently editing.

Status	Doc Type	Doc Name	Doc Date	Created	Submitted	Acc/Rej
	County and Local School Board Financial Disclosure Form	Test	02/05/2024	02/05/2024	02/05/2024	
Amend	Statement of Organization	Test	02/05/2024	02/05/2024	02/05/2024	02/05/2024

2 total

First Name: Training
Last Name: Candidate
Address:
City, State Zip:
Next Report due: 0 days

Edit Candidate

Filing a Report: Subsequent Financial Disclosures

Wizard Tool

Select the Wizard button next to “County and Local School Board Financial Disclosure Form” or “Metro Township Financial Disclosure Report Form,” depending on the office you are running for.

The screenshot displays the 'Easy Campaign Finance Portal' for Salt Lake County. The header includes the county logo, name, address, and phone number, along with navigation links for Home, Search, My Campaign Finance, Edit Account Manager, and Logout. A user greeting 'Account Manager Photo Welcome Clerk Demo' is visible on the right. The main content area is titled 'My Candidates and Committees' and features a dropdown menu set to 'Clerk Demo - _Clerk'. Below this are tabs for News, File Reports, My Submissions, Filing Schedule, Fines/Fees, and User Access. The 'My Submissions' tab is active, showing a list of forms with 'Wizard' buttons circled in red. The forms listed are: 'County and Local School Board Financial Disclosure Form', 'Metro Township Financial Disclosure Report Form', and 'Statement of Organization'. On the left side of the form list, there is a 'Filer Photo' section with fields for First Name (Clerk), Last Name (Demo), Address (555 Main St, Anytown, UT 88888), and City, State Zip (Anytown, UT 88888). A 'Next Report due' indicator shows 27 days remaining. An 'Edit Candidate' button is located at the bottom left of the form list.

File Name

Name your financial disclosure report.

We recommend using the date the report is due as the report name. For example, if it's due April 5th you will name the document April 5th, 2024.

The screenshot displays the 'Easy Campaign Finance Portal' interface. The top navigation bar includes 'Home', 'Search', 'My Campaign Finance', 'Edit Account Manager', and 'Logout'. The user is logged in as 'Jane Doe'. The main content area shows a profile for 'Jane Doe' with fields for 'First Name', 'Last Name', 'Address', and 'City, State Zip'. A 'Next Report due' indicator shows '0 days'. A modal dialog box is open, prompting the user to enter a 'Document Filing Name'. The dialog text reads: 'Please give the new document filing a unique name. This is a name only you will see and should help you identify this filing on the "My Submissions" tab later. This name will be overwritten once the filing is accepted by your county or municipal authority.' The input field contains 'April 5, 2024'. The dialog has 'OK' and 'Cancel' buttons.

Candidate Info

When you submit a second report do not hit copy.

Verify that your information is correct.

Easy Campaign Finance Portal

Salt Lake County
Salt Lake City UT 84114
3854687400

Home Search My Campaign Finance Edit Account Manager Logout

Account Manager Photo Welcome

Wizard Steps

1. Candidate Info
2. Report Type
3. Contributions
4. Expenditures
5. Summary
6. Sign and Submit

Test

Save/Next Back

Click the button below to copy all of your data from a previous form to this form.

COPY

Candidate Info

First Name Training

Last Name Candidate

Address 2001 S State St

City South Salt Lake State Utah(UT)

Zip Code 84190

Current Office

Office Sought County Clerk

District Number N/A

Daytime Phone (801) 842-7023

Day Time Fax

Political Party Unaffiliated

Email dsakellariou@slco.org

Save/Next Back

Report Type

Select the new report date.

Easy Campaign Finance Portal

Salt Lake County
Salt Lake City UT 84114
3854687400

Home Search My Campaign Finance Edit Account Manager Logout

Account Manager Photo Welcome

Wizard Steps

1. Candidate Info
2. Report Type
3. Contributions
4. Expenditures
5. Summary
6. Sign and Submit

Test

Save/Next Back

Type of Report

Check the appropriate boxes

Amendment Report

Amended Report Date

Interim Reports:(Required only during election years)

April 5

Seven days before a primary election

September 16

Seven days before a general election

Year-End Report:

January 31 of each year (Required by all open campaign committees)

Final/Dissolution Report:

Final/Dissolution Report - The campaign is no longer active or receiving contributions and the campaign balance is zero

Save/Next Back

Contributions

Enter each contribution for this period.

This will be any contribution received after the close of the previous period through the close of the current period.

Easy Campaign Finance Portal

Salt Lake County
Salt Lake City UT 84114
3854687400

Home Search My Campaign Finance Edit Account Manager Logout

Account Manager Photo Welcome

Wizard Steps

1. Candidate Info
2. Report Type
3. Contributions
4. Expenditures
5. Summary
6. Sign and Submit

Date: 02/02/2024

Individual Organization

First Name: Jane Last Name: Doe

Address: 2001 S State St

City: South Salt Lake State: Utah(UT)

Zip Code: 84190

Occupation/Employer:
Occupation/Employer is required

Amount: 200 This was an In-Kind Contribution

Save Cancel

Expenditures

Enter each contribution for this period.

This will be any contribution received after the close of the previous period through the close of the current period.

Easy Campaign Finance Portal

Salt Lake County
Salt Lake City UT 84114
3854687400

Home Search My Campaign Finance Edit Account Manager Logout

Account Manager Photo Welcome

Wizard Steps

1. Candidate Info
2. Report Type
3. Contributions
4. Expenditures
5. Summary
6. Sign and Submit

Date: 02/03/2024

Individual Organization

First Name: John Last Name: Smith

Purpose: Advertising

Amount: 150 This was an In-Kind Expenditure

Save Cancel

Summary

Refer to the summary page your previous report to complete the Total Contributions Year-to-Date, Total Expenditures Year-to-Date, and Balance at Beginning of Reporting Period.

Easy Campaign Finance Portal

Salt Lake County
Salt Lake City UT 84114
3854687400

Home Search My Campaign Finance Edit Account Manager Logout

Account Manager Photo Welcome

Wizard Steps

1. Candidate Info
2. Report Type
3. Contributions
4. Expenditures
5. Summary
6. Sign and Submit

Test

Save/Next Back

Contribution Totals	
Total Contributions This Period	150
Total Contributions Year-to-Date	200

Expenditure Totals	
Total Expenditures This Period	50
Total Expenditures Year-to-Date	150

Balance Summary	
Balance at Beginning of Reporting Period	50
Total Contributions Received Subtotal	150
Total Expenditures Made	200
Balance at Close of Reporting Period	50

Save/Next Back

Total Contributions Year-to-Date will be the Aggregate Total of Total Contributions Received on the previous report.

Total Expenditures Year-to-Date will be the Aggregate Total of Total Expenditures Made on the previous report.

Balance at Beginning of Reporting Period will be the Balance at Close of Reporting Period on the previous report.

Sign And Submit

To finalize your report, enter your password for EasyVote, select the box once you have read the disclaimer, and select Preview.

Please review the pop-up report. If the information is correct, return to this page and select Submit.

Easy Campaign Finance Portal

Salt Lake County
Salt Lake City UT 84114
3854687400

Home Search My Campaign Finance Edit Account Manager Logout

Account Manager Photo Welcome

Wizard Steps

1. Candidate Info
2. Report Type
3. Contributions
4. Expenditures
5. Summary
6. Sign and Submit

Test

Document Name

All of the information on this form has been saved. If you are ready to submit this form to the Filing Officer, please e-sign the document by entering your password and checking the box to agree to the signature clause below.

Password

By signing this Electronic Signature Consent Form, I agree that my electronic signature is the legally binding equivalent to my handwritten signature. Whenever I execute an electronic signature, it has the same validity and meaning as my handwritten signature. I understand that my electronic signature is legally binding. By signing below, I accept the conditions of this agreement

Preview Submit Save

My Submissions

You can verify that your report has been submitted by reviewing the “My Submissions” window.

Easy Campaign Finance Portal

Salt Lake County
Salt Lake City UT 84114
3854687400

Home Search My Campaign Finance Edit Account Manager Logout

Account Manager Photo Welcome

My Candidates and Committees Training Candidate - County Mayor

News File Reports My Submissions Filing Schedule Fines/Fees User Access

All of your Filings are listed here. This list includes those that you have completed and all filings that you are currently editing.

Status	Doc Type	Doc Name	Doc Date	Created	Submitted	Acc/Rej
	County and Local School Board Financial Disclosure Form	Test	02/05/2024	02/05/2024	02/05/2024	
Amend	Statement of Organization	Test	02/05/2024	02/05/2024	02/05/2024	02/05/2024

2 total

First Name: Training
Last Name: Candidate
Address:
City, State Zip:
Next Report due: 0 days

Edit Candidate